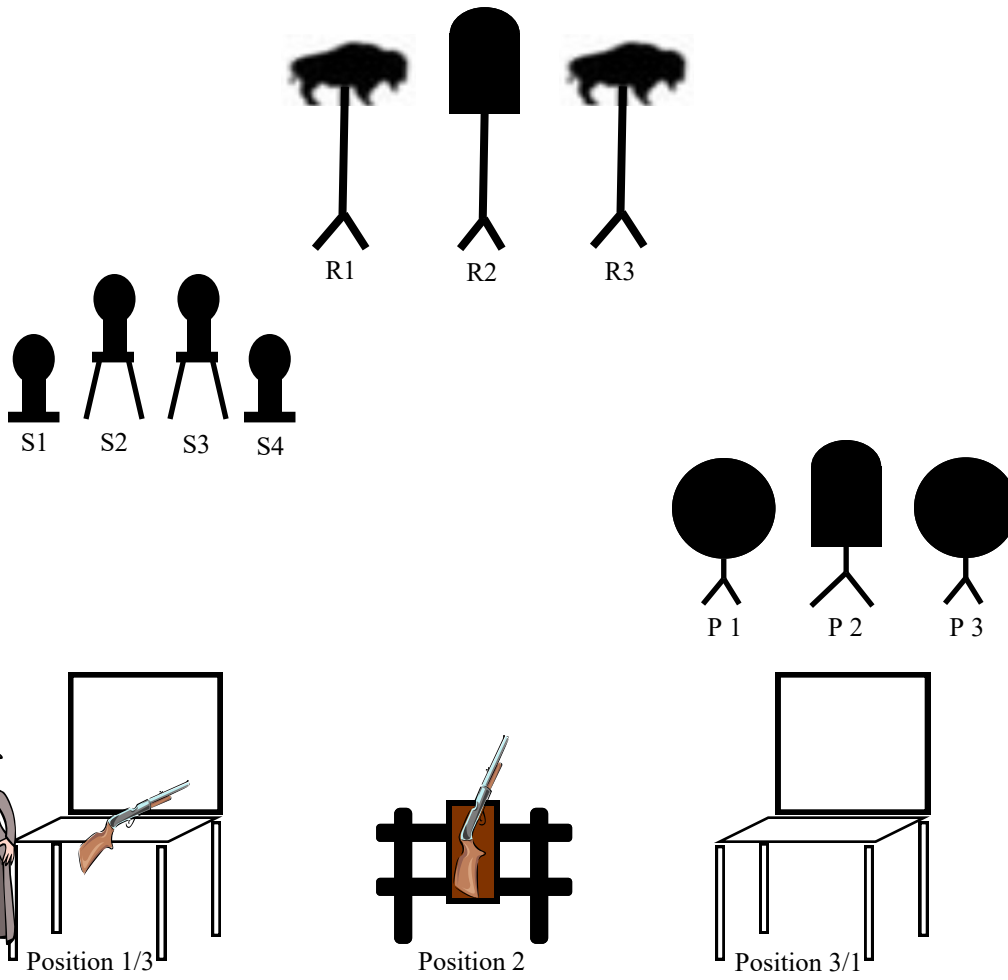


Stage 1
Bay 2 (Left)
March 2020



10 PISTOL 10 RIFLE 4+ SHOTGUN

Staging Two pistols loaded with 5 rounds each and holstered. Rifle loaded with 10 rounds staged in the box on the fence at position 2. Shotgun staged in the window in front of the shotgun targets with at least 4 shells on your person.

Gun sequence Shotgun, rifle, pistols or pistols, rifle, shotgun.

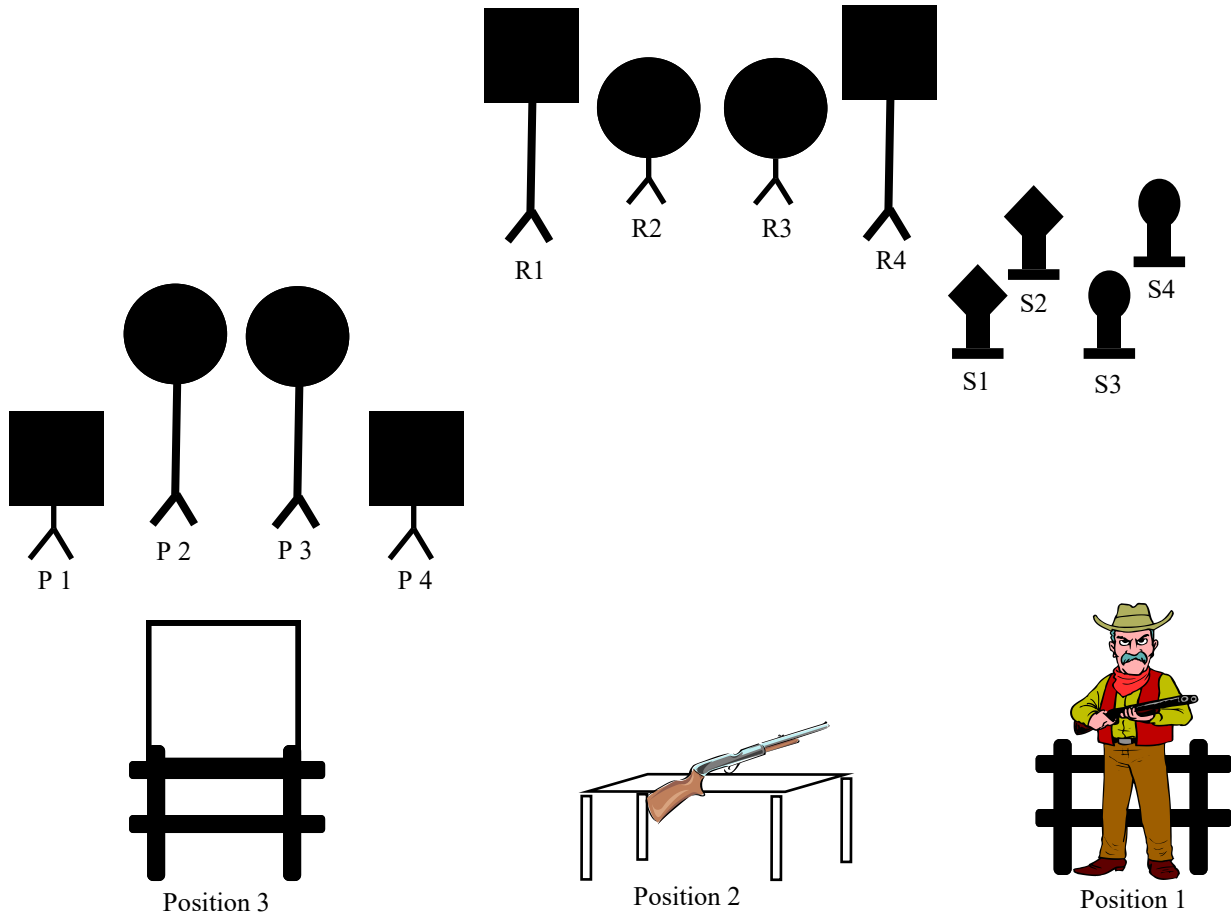
Start Standing at the center of the window at position 1 with your hands on the window frame at shoulder height.

On Signal With the shotgun engage S1 thru S4 thru the window in any order.

Move to the fence at position 2 and with the rifle engage R1 thru R3 with at least two rounds on each target.

Move to the window at position 3 and with the pistols engage P1 thru P3 thru the window with at least two rounds on each target.

Stage 2
Bay 2 (Right)
March 2020



10 PISTOL 10 RIFLE 4+ SHOTGUN

Staging Two pistols loaded with 5 rounds each and holstered. Rifle loaded with 10 rounds staged on the table at position 2. Shotgun in both hands at position 1 with at least 4 shells on your person.

Gun Sequence Shotgun, rifle, pistols.

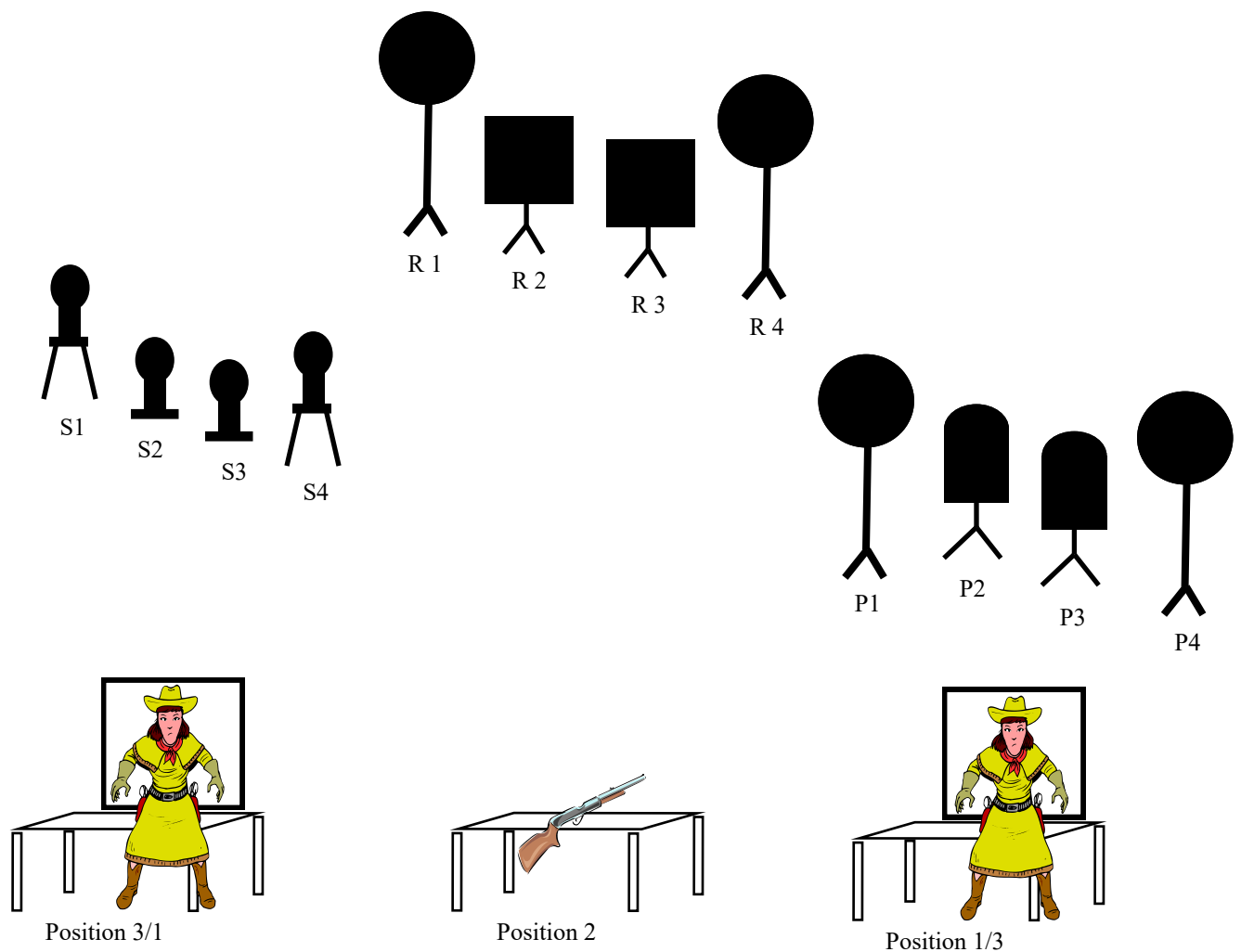
Start Standing at the center of the fence at position 1 with your shotgun in both hands.

On Signal Engage S1 thru S4 in any order.

Move to the table at position 2, and starting on either end, with the rifle engage R1 thru R4 with a 2-3-3-2 sweep.

Move to the window at position 3, and starting on either end, with the pistols engage P1 thru P4 thru the window with a 2-3-3-2 sweep.

Stage 3
Bay 3 (Left)
March 2020



10 PISTOL 10 RIFLE 4+ SHOTGUN

Staging Two pistols loaded with 5 rounds each and holstered. Rifle loaded with 10 rounds staged on the table at position 2. Shotgun staged anywhere safely with at least 4 shells on your person.

Gun sequence Pistols, rifle, shotgun or shotgun, rifle, pistols.

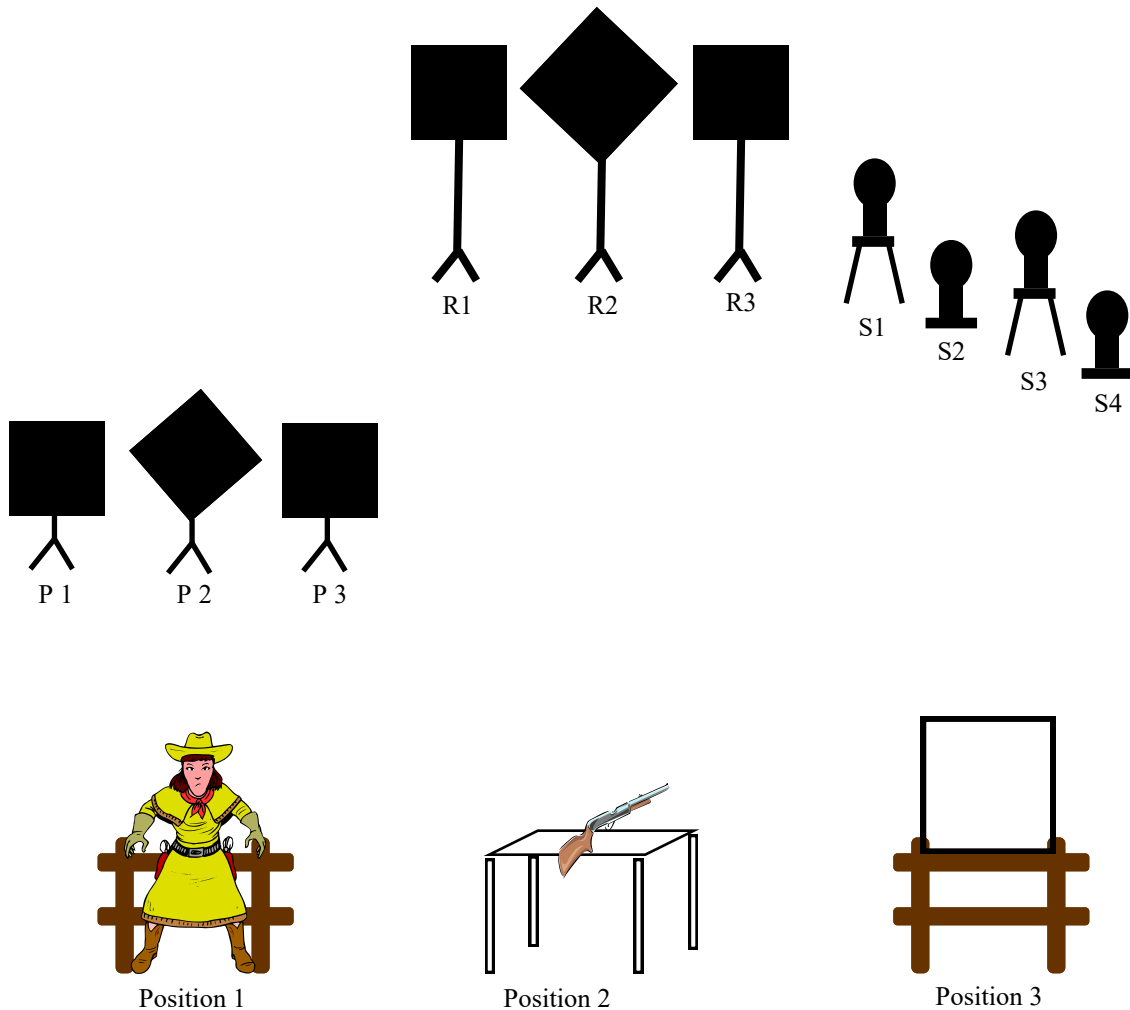
Start Standing at the **center** of the window at position 1 with your hands at low surrender.

On Signal Starting on either end, with the pistols engage P1 thru P4 thru the window with a continuous Nevada sweep (1-2-3-4-3-2-1-2-3-4).

Move to the table at position 2 and with the rifle, starting on either end, engage R1 thru R4 as per the pistol instructions.

Move to the window at position 3 and with the shotgun engage S1 thru S4 thru the window in any order.

Stage 4
Bay 3 (Right)
March 2020



10 PISTOL 10 RIFLE 4+ SHOTGUN

Staging Two pistols loaded with 5 rounds each and holstered. Rifle loaded with 10 rounds staged on the table at position 2. Shotgun staged anywhere safely with at least 4 shells on your person.

Gun sequence Pistols, rifle, shotgun.

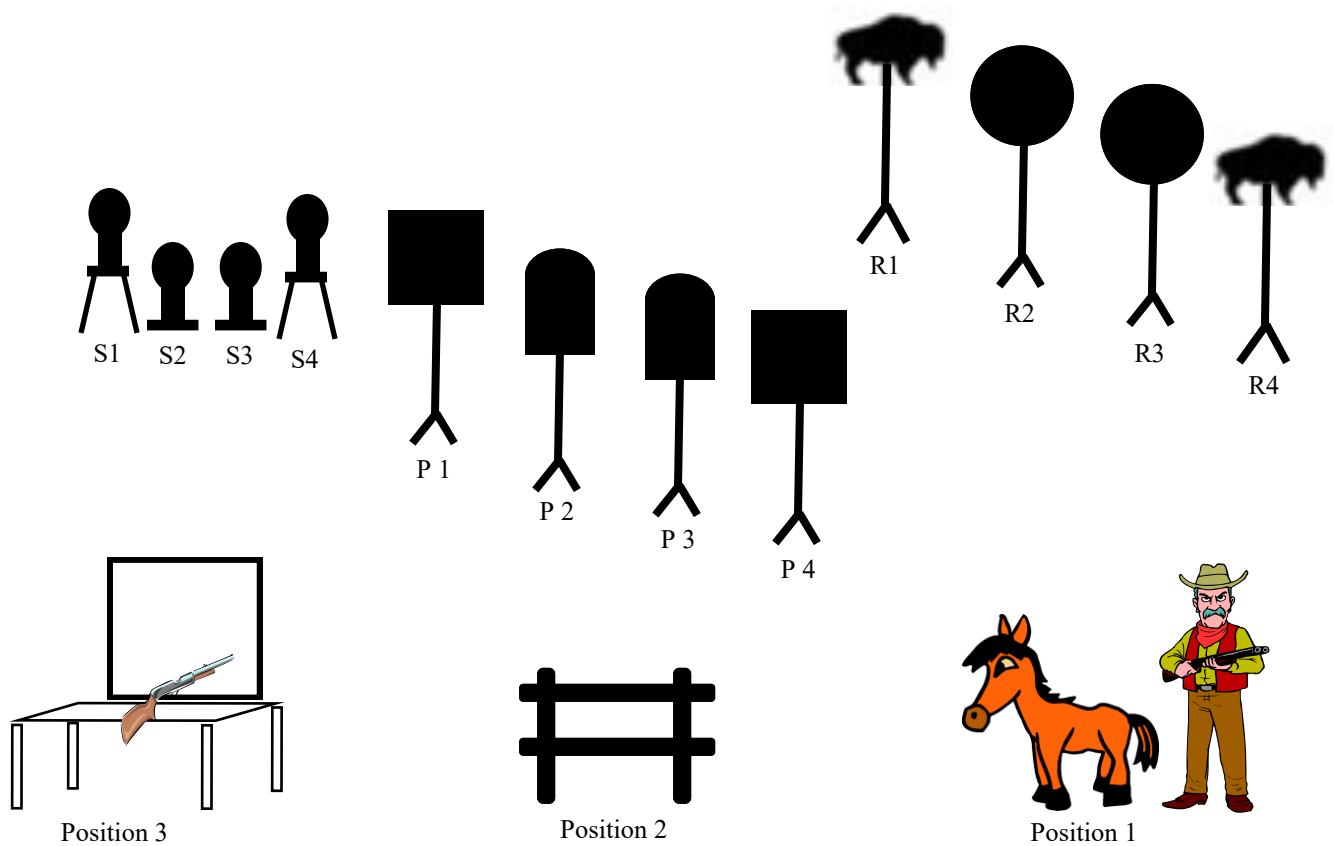
Start Standing at the **center** of the fence at position 1 with your hands on your pistol grips.

On Signal With the pistols engage P1 thru P3 with a Double Bad Hombre sweep (quadruple tap the center target, then double tap either outside target, then double tap the opposite outside target, then double tap the center target).

Move to position 2 and with the rifle engage R1 thru R3 as per the pistol instructions.

Move to the window at position 3 and with the shotgun engage S1 thru S4 thru the window in any order.

Stage 5
Bay 4 (Left)
March 2020



10 PISTOL 10 RIFLE 4+ SHOTGUN

Staging Two pistols loaded with 5 rounds each and holstered. Rifle loaded with 10 rounds in both hands at position 1. Shotgun staged in the window at position 3 with at least 4 shells on your person.

Gun Sequence Rifle, pistols, shotgun.

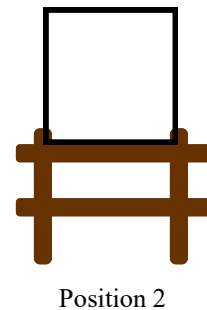
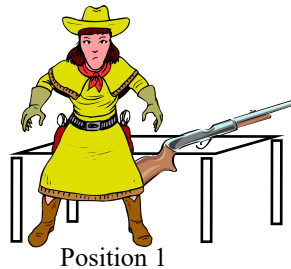
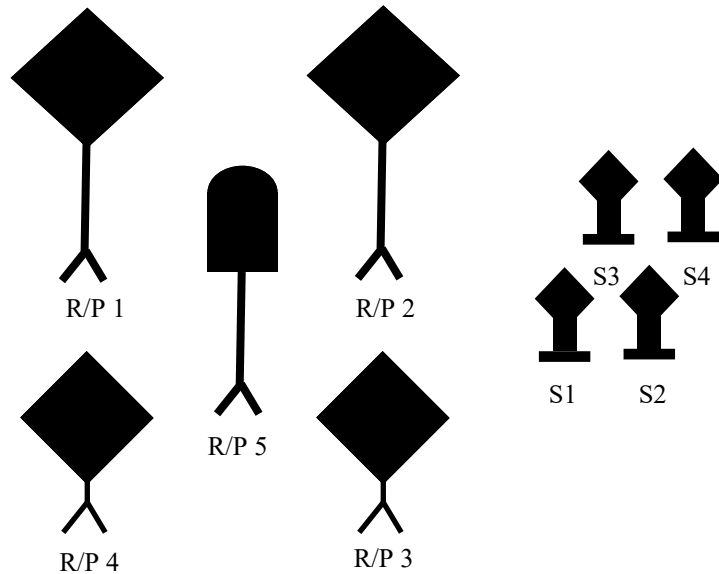
Start Standing with both feet behind the horse at position 1 with your rifle in both hands.

On Signal With the rifle, starting on either end, engage R1 thru R4 with a Giant sweep (1 on 1, 1 on 2, 1 on 3, 1 on 4, 2 on 3, 2 on 2, 2 on 1).

Move to the fence at position 2, and starting on either end, with the pistols engage P1 thru P4 with a Giant sweep (1 on 1, 1 on 2, 1 on 3, 1 on 4, 2 on 3, 2 on 2, 2 on 1).

Move to the window at position 3 and with the shotgun engage S1 thru S4 thru the window in any order.

Stage 6
Bay 4 (Right)
March 2020



10 PISTOL 10 RIFLE 4+ SHOTGUN

Staging Two pistols loaded with 5 rounds each and holstered. Rifle loaded with 10 rounds staged on the table at position 1. Shotgun staged anywhere safely with at least 4 shells on your person.

Start Standing tall at the center of the table at position 1 (SASS default).

Gun sequence Rifle, pistols, shotgun or pistols, rifle, shotgun (shooter's choice).

On Signal With the rifle, engage the R/P targets with a Whirlwind sweep (3 rounds on the center target (the tombstone), **then** one round on each diamond, **then** 3 rounds on the center target).


At position 1, with the pistols engage the R/P targets as per the rifle instructions.

Move to the window at position 2 and engage S1 thru S4 thru the window in any order.

Long Range Revolver
High Power Range
March 2020



P1



Position 1

5 Rounds

Staging One revolver loaded with 5 rounds held with one or both hands.

Start Standing at the bench at position 1 with the revolver in one or both hands pointed down range with the barrel approximately 45 degrees below the horizontal.

On Signal Engage P1 with 5 rounds.


Notes:

1. Loading/unloading will be done at the bench at position 1.
2. Target is at approximately 50 yards.
3. Ammunition velocity may exceed 1000 fps.

Lever Action Rifle, Pistol Caliber
High Power Range
March 2020



R1



Position 1

10 Rounds

Staging Rifle loaded with 10 rounds held in both hands.

Start Standing at the bench at position 1 with the rifle in both hands.

On Signal Engage R1 with 10 rounds.

Notes:

1. Loading/unloading will be done at the bench at position 1.
2. Target range is 90 - 110 yards
3. Ammunition velocity may exceed 1400 fps.

Lever Action Rifle, Rifle Caliber
High Power Range
March 2020



Position 1

10 Rounds

Staging Rifle loaded with 10 rounds and held with the barrel resting on bi-pod shooting sticks. Ammunition may be staged in a cartridge box.

Start Shooter is either in kneeling or sitting position with the rifle resting on shooting sticks.

On Signal Engage R1 with 10 rounds.

Notes:

1. Loading/unloading will be done at position 1.
2. Targets are at approximately 200 yards.
3. See Shooter's Handbook for rifle/ammunition requirements and basic rules for Long Range competitions.